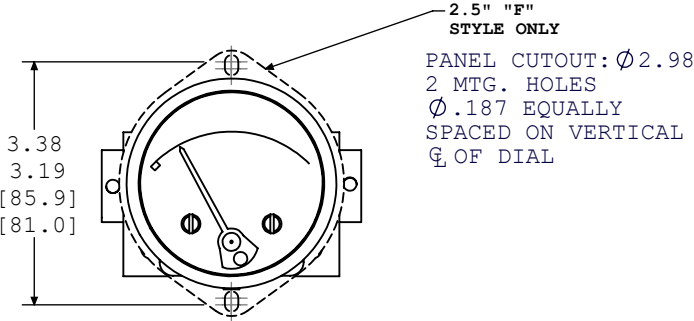
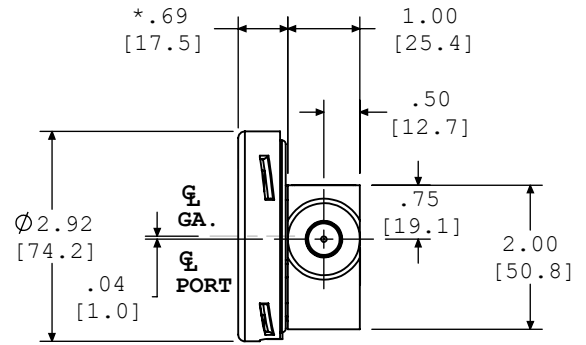


### DIAL CASE STYLES

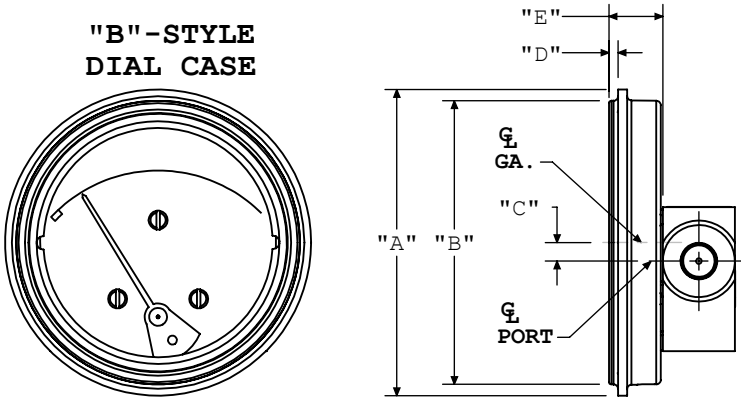
#### 2.5" "B" & 2.5" "F" STYLE DIAL CASE



\*.78 FOR "F"-STYLE GA. CASE  
[19.8]



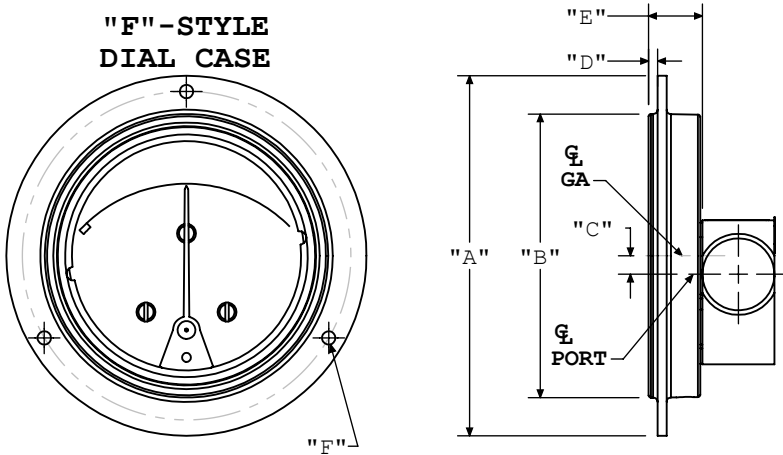
#### "B"-STYLE DIAL CASE



B-STYLE GA. CASE DIMENSIONS			
	3 1/2"	4 1/2"	6.0"
A	4.25 [108]	5.25 [133.4]	6.68 [169.7]
B	3.94 [100.1]	4.94 [125.5]	6.44 [163.6]
C	.25 [6.4]	.62 [15.7]	1.35 [34.3]
D	.13 [3.3]	.13 [3.3]	.13 [3.3]
E	.72 [18.3]	.72 [18.3]	.75 [19.1]

DIMENSIONS IN BRACKETS ARE IN MILLIMETERS

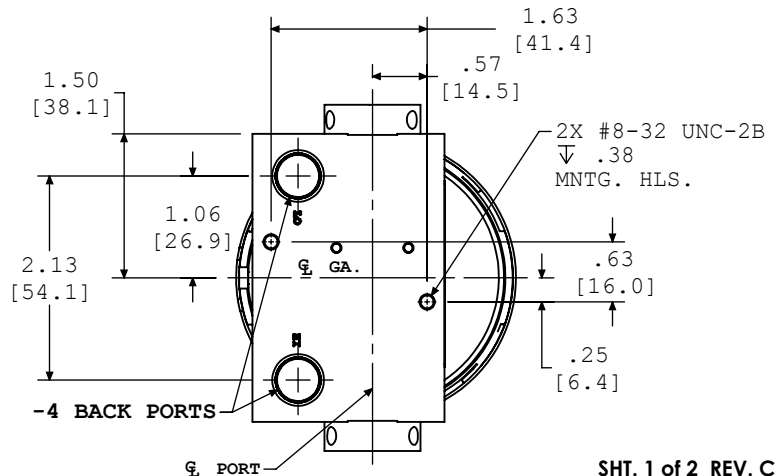
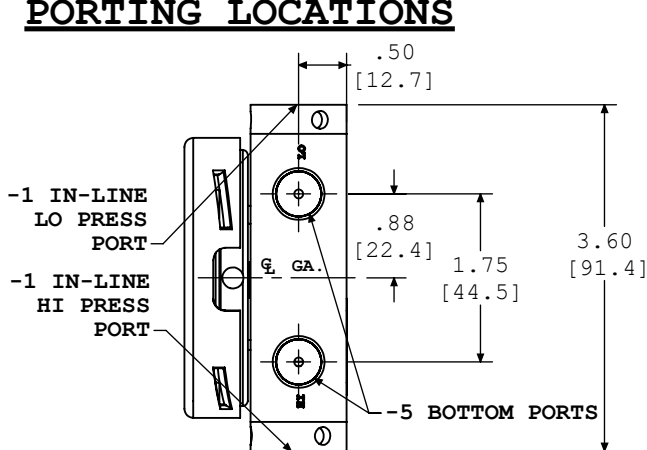
#### "F"-STYLE DIAL CASE



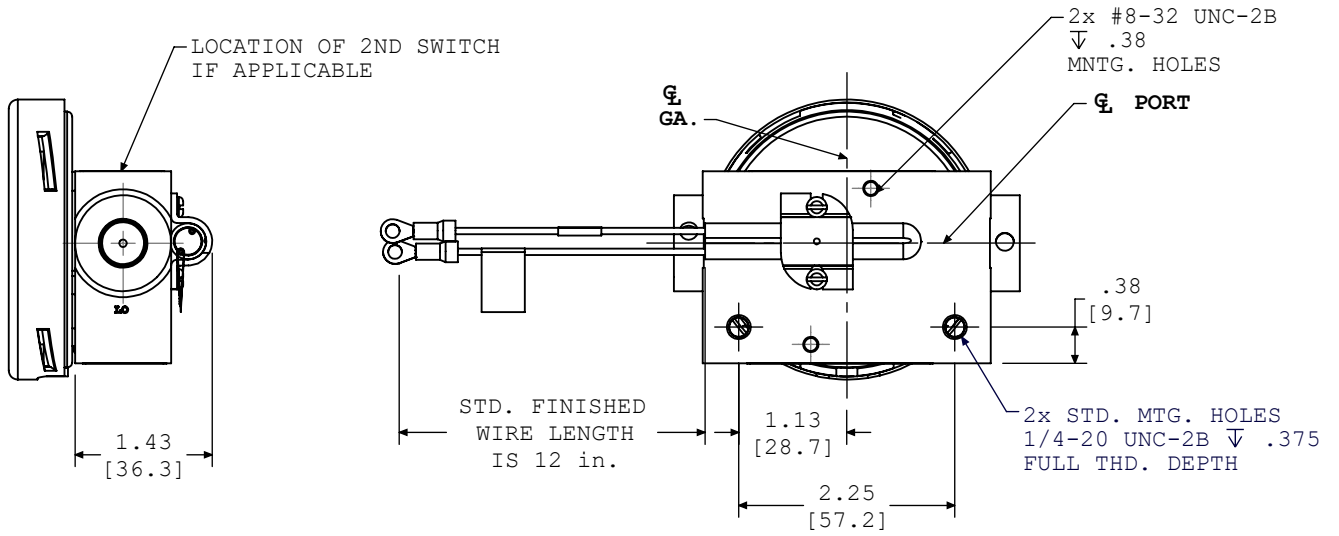
F-STYLE GA. CASE DIMENSIONS			
	3 1/2"	4 1/2"	6.0"
A	5.00 [127]	6.00 [152.4]	7.62 [193.5]
B	3.94 [100.1]	4.94 [125.5]	6.44 [163.6]
C	.25 [6.4]	.62 [15.7]	1.35 [34.3]
D	.13 [3.3]	.13 [3.3]	.13 [3.3]
E	.72 [18.3]	.72 [18.3]	.75 [19.1]
F	PANEL CUTOUT: $\phi 4.00$ , 3 MNTG. HOLES $\phi .187$ EQUALLY SPACED ON A $\phi 4.56$ B.C.	PANEL CUTOUT: $\phi 5.00$ , 3 MNTG. HOLES $\phi .218$ EQUALLY SPACED ON A $\phi 5.38$ B.C.	PANEL CUTOUT: $\phi 6.50$ , 3 MNTG. HOLES $\phi .218$ EQUALLY SPACED ON A $\phi 7.00$ B.C.

DIMENSIONS IN BRACKETS ARE IN MILLIMETERS

### PORTING LOCATIONS



**MODEL 1201PGS-1 (1/4" NPT) 1 SWITCH CONFIGURATION**



**MODEL 1201PS (1/4" NPT) 1 SWITCH CONFIGURATION**

