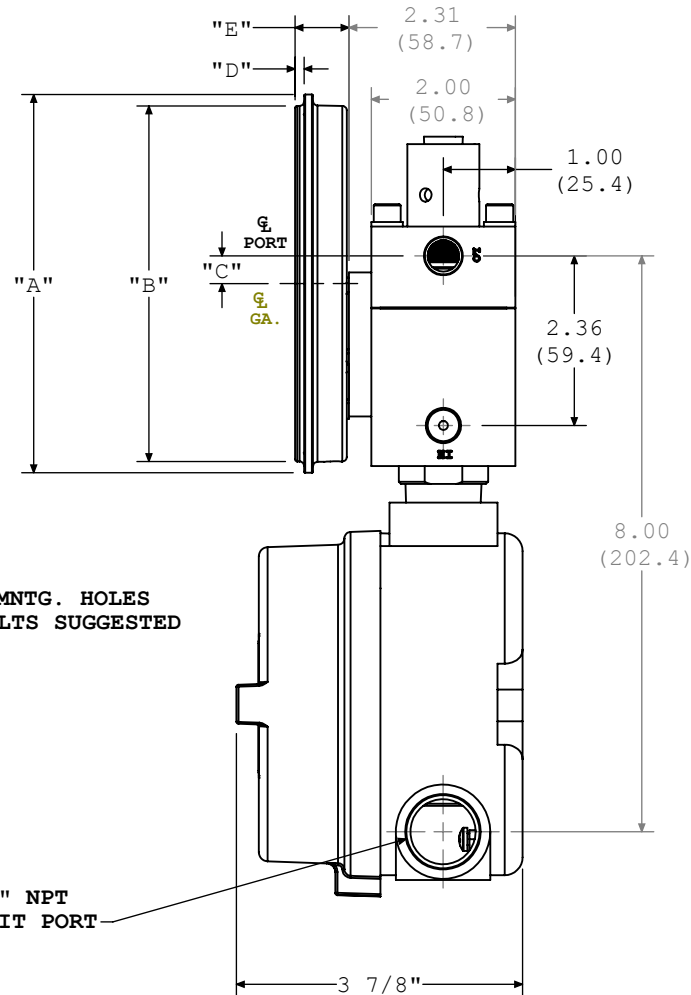
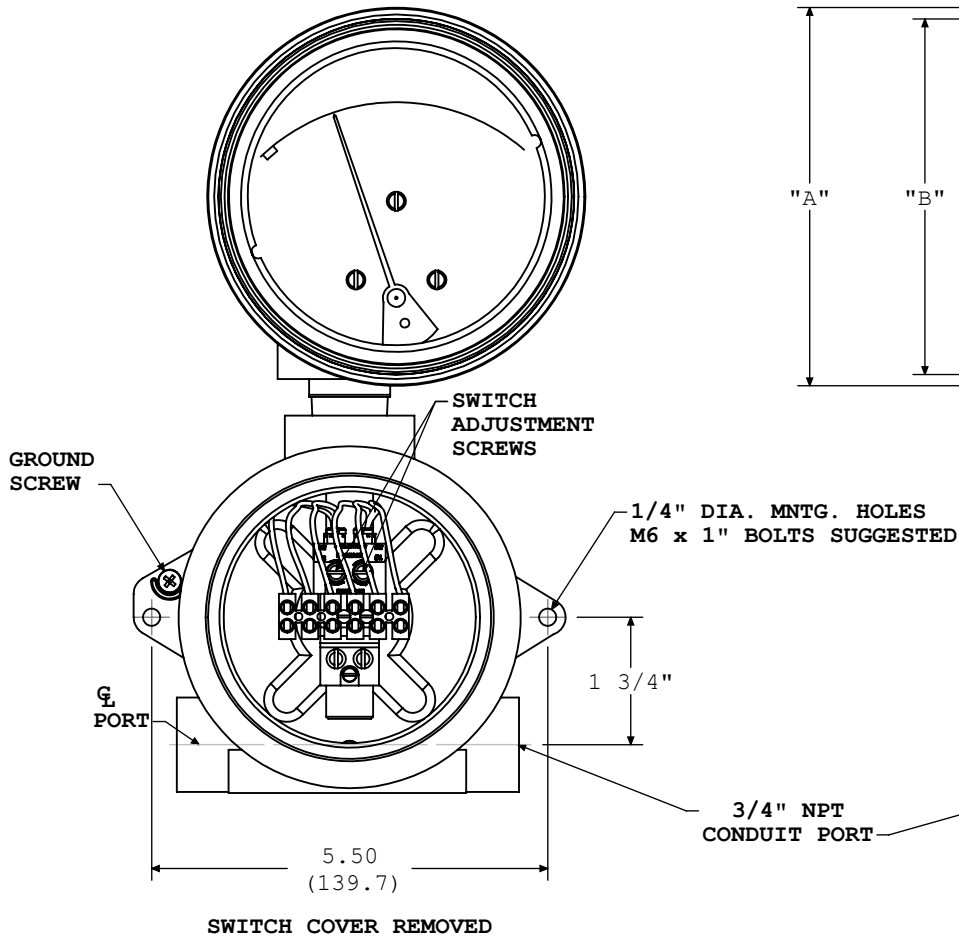
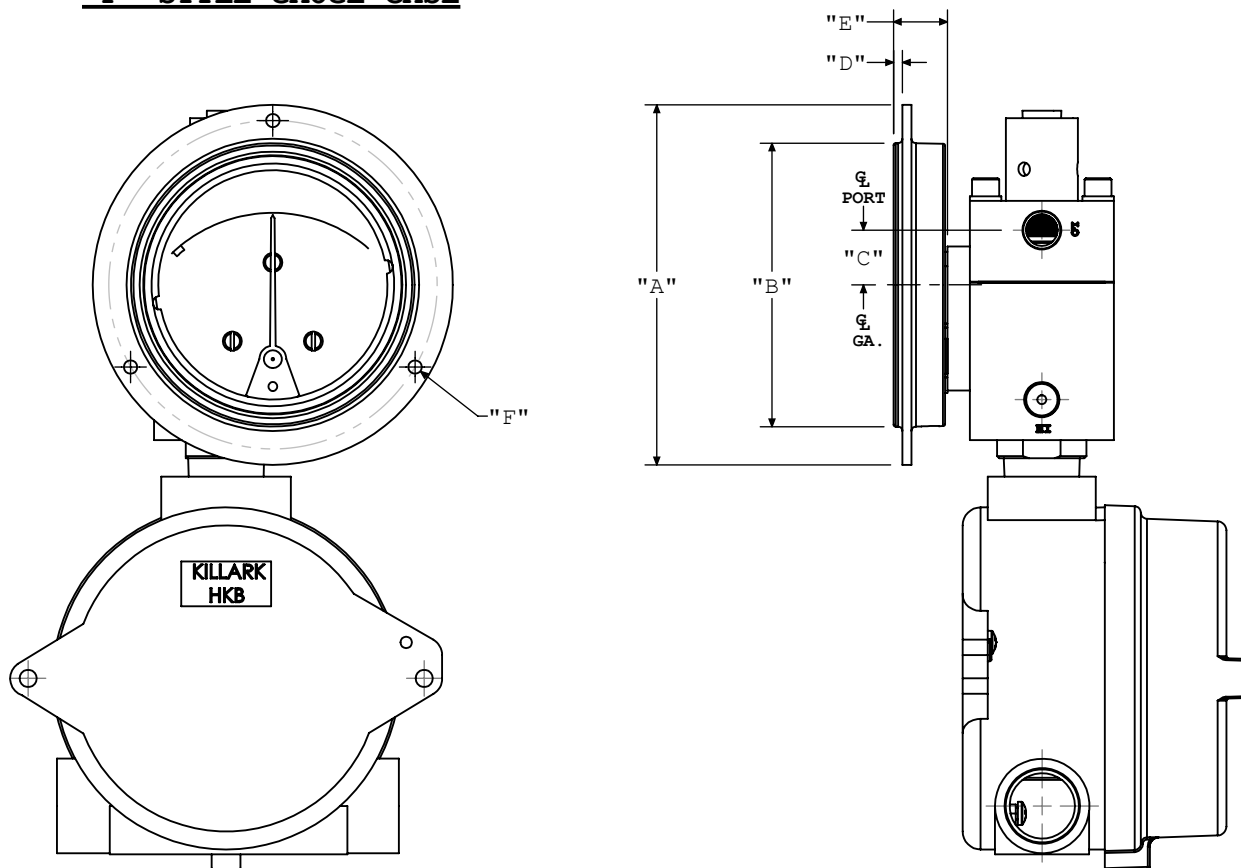


"B"-STYLE GAUGE CASE

B-STYLE GA. CASE DIMENSIONS			
	3 1/2"	4 1/2"	6.0"
A	4.25[108]	5.25[133.4]	6.68[169.7]
B	3.94[100.1]	4.94[125.5]	6.44[163.6]
C	.75[19.1]	.37[9.4]	*.35[8.9]
D	.13[3.3]		
E	.72[18.3]	.72[18.3]	.75[19.1]
DIMENSIONS IN BRACKETS ARE IN MILLIMETERS			

* CL OF GAUGE CASE IS ABOVE CL OF PORT

"F"-STYLE GAUGE CASE

F-STYLE GA. CASE DIMENSIONS			
	3 1/2"	4 1/2"	6.0"
A	5.00 [127]	6.00 [152.4]	7.62 [193.5]
B	3.94 [100.1]	4.94 [125.5]	6.44 [163.6]
C	.75 [19.1]	.37 [9.4]	*.35 [8.9]
D	.13 [3.3]		
E	.72 [18.3]	.72 [18.3]	.75 [19.1]
F	PANEL CUTOUT: Ø4.00, 3 MNTG. HOLES Ø.187 EQUALLY SPACED ON A Ø4.56 B.C.	PANEL CUTOUT: Ø5.00, 3 MNTG. HOLES Ø.218 EQUALLY SPACED ON A Ø5.38 B.C.	PANEL CUTOUT: Ø6.50, 3 MNTG. HOLES Ø.218 EQUALLY SPACED ON A Ø7.00 B.C.
DIMENSIONS IN BRACKETS ARE IN MILLIMETERS			

* \varnothing OF GAUGE CASE IS ABOVE \varnothing OF PORT